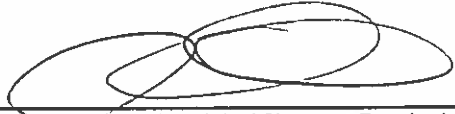


FINAL GENERAL FUND BUDGET

Fiscal Year 2017-2018

General Fund Budget Approval

Date of Adoption of the General Fund Budget: 05/15/2017



 President of the Board - Original Signature Required John Coates 5/15/17
 Date



 Secretary of the Board - Original Signature Required Annette M. Lowery 5/15/17
 Date



 Chief School Administrator - Original Signature Required Harry C. Mathias, Jr. 5/15/17
 Date

_____ Annette M Lowery (570)784-2850 Extn :4006
 Contact Person Telephone Extension

_____ alowery@ccsd.cc
 Email Address

**CERTIFICATION OF ESTIMATED ENDING FUND BALANCE
FROM 2017-2018 GENERAL FUND BUDGET**

24 PS 6-688

(10/2010)

| | | |
|--|----------------------|--------------------|
| SCHOOL DISTRICT : Central Columbia SD | COUNTY : Columbia | AUN : 116191503 |
|--|----------------------|--------------------|

No school district shall approve an increase in real property taxes unless it has adopted a budget that includes an estimated, ending unreserved undesignated fund balance (unassigned) less than or equal to the specified percentage of its total budgeted expenditures:

| Total Budgeted Expenditures | Fund Balance % Limit (less than or equal to) |
|---------------------------------------|---|
| Less Than or Equal to \$11,999,999 | 12.0% |
| Between \$12,000,000 and \$12,999,999 | 11.5% |
| Between \$13,000,000 and \$13,999,999 | 11.0% |
| Between \$14,000,000 and \$14,999,999 | 10.5% |
| Between \$15,000,000 and \$15,999,999 | 10.0% |
| Between \$16,000,000 and \$16,999,999 | 9.5% |
| Between \$17,000,000 and \$17,999,999 | 9.0% |
| Between \$18,000,000 and \$18,999,999 | 8.5% |
| Greater Than or Equal to \$19,000,000 | 8.0% |

Did you raise property taxes in SY 2017-2018 (compared to 2016-2017) ?

Yes

No

If yes, see information below, taken from the 2017-2018 General Fund Budget.


| | |
|--|------------|
| Total Budgeted Expenditures | \$30795183 |
| Ending Unassigned Fund Balance | \$2153754 |
| Ending Unassigned Fund Balance as a percentage (%) of Total Budgeted Expenditures | 7.0% |

The Estimated Ending Unassigned Fund Balance is within the allowable limits.

Yes

No

I hereby certify that the above information is accurate and complete.

| | |
|---|-----------------|
| SIGNATURE OF SUPERINTENDENT  | DATE 5.15.17 |
|---|-----------------|

DUE DATE: AUGUST 15, 2017

**CERTIFICATION OF USE OF PDE-2028
FOR PUBLIC INSPECTION OF 2017-2018 PROPOSED BUDGET**

24 PS 6-687(a)(1)

(03/2006)

| | | |
|--|-----------------------------|----------------------------------|
| School District Name : Central Columbia SD | County : Columbia | AUN Number : 116191503 |
|--|-----------------------------|----------------------------------|

Section 687(a)(1) of the School Code requires the president of the board of school directors of each school district to certify to the Department of Education that the proposed budget was prepared, presented and will be made available for public inspection using the uniform form prepared and furnished by the Department of Education.

I hereby certify that the above information is accurate and complete.

| | |
|---|------------------------|
| SIGNATURE OF SCHOOL BOARD PRESIDENT  | DATE 5.15.17 |
|---|------------------------|

DUE DATE: IMMEDIATELY FOLLOWING
ADOPTION OF PROPOSED
FINAL GENERAL FUND BUDGET

| <u>Val Number</u> | <u>Description</u> | <u>Justification</u> |
|-------------------|---|--|
| 5270 | Expenditure Detail: 100 Salaries amount must be greater than 200 Benefits amount. For an exception, please enter a justification below. Function 2300, Object 100: \$874,195.00 Function 2300, Object 200: \$1,483,071.00 | This account is where the retirees are entered for their medical insurance with the district |
| 8080 | Ending Fund Balance Entry and Budgetary Reserve: If 0850 Estimated Ending Unassigned Fund Balance is not equal to 0, a justification must be entered below. | District maintains fund balance for contingency with amounts allowable under Act 1 |
| 8150 | Ending Fund Balance Entry and Budgetary Reserve: If 0830 Committed Fund Balance is not equal to 0, a justification must be entered below. | Committed funds are to help fund the ever increasing PSERS rate, our Vo-Tech is planning a building project, and as a sending school we will need to help fund, and our Digital Conversion is an ongoing plan for student iPads. |
| 8160 | Ending Fund Balance Entry and Budgetary Reserve: If 0840 Assigned Fund Balance is not equal to 0, a justification must be entered below. | We are self-funded - this assigned account is for healthcare stop gap |

FINAL GENERAL FUND BUDGET

Fiscal Year 2017-2018

General Fund Budget Approval

Date of Adoption of the General Fund Budget: 05/15/2017



John Coates

5/15/17
Date


President of the Board - Original Signature Required



Annette M. Lowery

5/15/17
Date

Secretary of the Board - Original Signature Required



Harry C. Mathias, Jr.

5/15/17
Date

Chief School Administrator - Original Signature Required

Annette M Lowery

(570)784-2850 Extn :4006

Contact Person

Telephone Extension

alowery@ccsd.cc

Email Address

| <u>ITEM</u> | <u>AMOUNTS</u> | |
|--|----------------|----------------------------|
| Estimated Beginning Unreserved Fund Balance Available for Appropriation and Reserves Scheduled For Liquidation During The Fiscal Year | | |
| 0810 Nonspendable Fund Balance | 25,000 | |
| 0820 Restricted Fund Balance | 39,913 | |
| 0830 Committed Fund Balance | 5,436,593 | |
| 0840 Assigned Fund Balance | 575,000 | |
| 0850 Unassigned Fund Balance | 2,395,704 | |
| Total Estimated Beginning Unreserved Fund Balance Available for Appropriation and Reserves Scheduled For Liquidation During The Fiscal Year | | <u>\$8,407,297</u> |
| Estimated Revenues And Other Financing Sources | | |
| 6000 Revenue from Local Sources | 17,365,602 | |
| 7000 Revenue from State Sources | 11,911,631 | |
| 8000 Revenue from Federal Sources | 335,000 | |
| 9000 Other Financing Sources | 251,000 | |
| Total Estimated Revenues And Other Financing Sources | | <u>\$29,863,233</u> |
| Total Estimated Fund Balance, Revenues, and Other Financing Sources Available for Appropriation | | <u>\$38,270,530</u> |

| | Amount |
|---|---------------------|
| REVENUE FROM LOCAL SOURCES | |
| 6111 Current Real Estate Taxes | 11,988,771 |
| 6112 Interim Real Estate Taxes | 20,600 |
| 6113 Public Utility Realty Taxes | 18,100 |
| 6114 Payments in Lieu of Current Taxes - State / Local | 1,000 |
| 6120 Current Per Capita Taxes, Section 679 | 39,175 |
| 6140 Current Act 511 Taxes - Flat Rate Assessments | 42,650 |
| 6150 Current Act 511 Taxes - Proportional Assessments | 3,982,306 |
| 6400 Delinquencies on Taxes Levied / Assessed by the LEA | 650,000 |
| 6500 Earnings on Investments | 70,000 |
| 6700 Revenues from LEA Activities | 30,000 |
| 6800 Revenues from Intermediary Sources / Pass-Through Funds | 320,000 |
| 6920 Contributions and Donations from Private Sources | 5,000 |
| 6960 Services Provided Other Local Governmental Units / LEAs | 140,000 |
| 6990 Refunds and Other Miscellaneous Revenue | 58,000 |
| REVENUE FROM LOCAL SOURCES | \$17,365,602 |
| REVENUE FROM STATE SOURCES | |
| 7110 Basic Education Funding | 6,476,576 |
| 7160 Tuition for Orphans Subsidy | 50,000 |
| 7220 Vocational Education | 15,000 |
| 7271 Special Education funds for School-Aged Pupils | 1,188,646 |
| 7311 Pupil Transportation Subsidy | 830,000 |
| 7320 Rental and Sinking Fund Payments / Building Reimbursement Subsidy | 480,000 |
| 7330 Health Services (Medical, Dental, Nurse, Act 25) | 30,000 |
| 7340 State Property Tax Reduction Allocation | 357,975 |
| 7810 State Share of Social Security and Medicare Taxes | 474,512 |
| 7820 State Share of Retirement Contributions | 2,008,922 |
| REVENUE FROM STATE SOURCES | \$11,911,631 |
| REVENUE FROM FEDERAL SOURCES | |
| 8514 NCLB, Title I - Improving the Academic Achievement of the Disadvantaged | 215,000 |
| 8515 NCLB, Title II - Preparing, Training and Recruiting High Quality Teachers and Principals | 60,000 |
| 8810 School-Based Access Medicaid Reimbursement Program (SBAP) Reimbursements (Access) | 60,000 |
| REVENUE FROM FEDERAL SOURCES | \$335,000 |
| OTHER FINANCING SOURCES | |
| 9400 Sale of or Compensation for Loss of Fixed Assets | 1,000 |

| | <u>Amount</u> |
|---|-------------------|
| OTHER FINANCING SOURCES | |
| 9800 Intrafund Transfers In | 250,000 |
| OTHER FINANCING SOURCES | \$251,000 |
| TOTAL ESTIMATED REVENUES AND OTHER SOURCES | 29,863,233 |

Act 1 Index (current): 3.1%

Calculation Method:

Rate

Approx. Tax Revenue from RE Taxes: \$11,988,771

Amount of Tax Relief for Homestead Exclusions \$357,975

Total Approx. Tax Revenue: \$12,346,746

Approx. Tax Levy for Tax Rate Calculation: \$13,276,032

Columbia

Total

2016-17 Data

a. Assessed Value \$306,000,000 \$306,000,000

b. Real Estate Mills 43.1040

I. 2017-18 Data

c. 2015 STEB Market Value \$983,871,136 \$983,871,136

d. Assessed Value \$308,000,000 \$308,000,000

e. Assessed Value of New Constr/ Renov \$0 \$0

2016-17 Calculations

f. 2016-17 Tax Levy \$13,189,824 \$13,189,824

(a * b)

2017-18 Calculations

g. Percent of Total Market Value 100.00000% 100.00000%

II.

h. Rebalanced 2016-17 Tax Levy \$13,189,824 \$13,189,824

(f Total * g)

i. Base Mills Subject to Index 43.1040

(h / a * 1000) if no reassessment

(h / (d-e) * 1000) if reassessment

Calculation of Tax Rates and Levies Generated

j. Weighted Avg. Collection Percentage 92.80630% 92.80630%

k. Tax Levy Needed \$13,276,032 \$13,276,032

(Approx. Tax Levy * g)

I. 2017-18 Real Estate Tax Rate 43.1040

(k / d * 1000)

III.

m. Tax Levy Generated by Mills \$13,276,032 \$13,276,032

(I / 1000 * d)

n. Tax Levy minus Tax Relief for Homestead Exclusions \$12,918,057

(m - Amount of Tax Relief for Homestead Exclusions)

o. Net Tax Revenue Generated By Mills \$11,988,771

(n * Est. Pct. Collection)

Act 1 Index (current): 3.1%

Calculation Method:

Rate

Approx. Tax Revenue from RE Taxes: \$11,988,771
 Amount of Tax Relief for Homestead Exclusions \$357,975
 Total Approx. Tax Revenue: \$12,346,746
 Approx. Tax Levy for Tax Rate Calculation: \$13,276,032

Columbia

Total

Index Maximums

| | | |
|---|--------------|--------------|
| p. Maximum Mills Based On Index (i * (1 + Index)) | 44.4402 | |
| q. Mills In Excess of Index (if l > p), (l - p)) | 0.0000 | |
| r. Maximum Tax Levy Based On Index (p / 1000 * d) | \$13,687,582 | \$13,687,582 |
| IV. s. Millage Rate within Index? (If l > p Then No) | Yes | |
| t. Tax Levy In Excess of Index (if (m > r), (m - r)) | \$0 | \$0 |
| u. Tax Revenue In Excess of Index (t * Est. Pct. Collection) | \$0 | \$0 |

Information Related to Property Tax Relief

| | | |
|---|---------|----------|
| V. Assessed Value Exclusion per Homestead | \$2,055 | |
| Number of Homestead/Farmstead Properties | 4025 | 4025 |
| Median Assessed Value of Homestead Properties | | \$37,554 |

Act 1 Index (current): 3.1%

Calculation Method:

Rate

| | |
|---|------------------|
| Approx. Tax Revenue from RE Taxes: | \$11,988,771 |
| Amount of Tax Relief for Homestead Exclusions | <u>\$357,975</u> |
| Total Approx. Tax Revenue: | \$12,346,746 |
| Approx. Tax Levy for Tax Rate Calculation: | \$13,276,032 |

Columbia

Total

| | | | | |
|---|-----------|----------------------|------|------------------|
| State Property Tax Reduction Allocation used for: Homestead Exclusions | \$357,975 | Lowering RE Tax Rate | \$88 | \$358,063 |
| Prior Year State Property Tax Reduction Allocation used for: Homestead Exclusions | \$0 | | | \$0 |
| Amount of Tax Relief from State/Local Sources | | | | \$358,063 |

CODE

| 6111 | <u>Current Real Estate Taxes</u> | | | <u>Amount of Tax Relief for Homestead Exclusions</u> | <u>Tax Levy Minus Homestead Exclusions</u> | <u>Percent Collected</u> | <u>Net Tax Revenue Generated By Mills</u> |
|--------------------|----------------------------------|--------------------------|------------------------------------|--|--|--------------------------|---|
| <u>County Name</u> | <u>Taxable Assessed Value</u> | <u>Real Estate Mills</u> | <u>Tax Levy Generated by Mills</u> | | | | |
| Columbia | 308,000,000 | 43.1040 | 13,276,032 | | | 92.80630% | |
| Totals: | 308,000,000 | | 13,276,032 | - | 357,975 = | 12,918,057 X | 92.80630% = 11,988,771 |

| | <u>Rate</u> | | | <u>Estimated Revenue</u> |
|------|---|-------------|------------------------------|--------------------------|
| 6120 | <u>Current Per Capita Taxes, Section 679</u> | \$5.00 | | 39,175 |
| 6140 | <u>Current Act 511 Taxes – Flat Rate Assessments</u> | <u>Rate</u> | <u>Add'l Rate (if appl.)</u> | <u>Tax Levy</u> |
| 6141 | Current Act 511 Per Capita Taxes | \$5.00 | \$0.00 | 42,650 |
| 6142 | Current Act 511 Occupation Taxes – Flat Rate | \$0.00 | \$0.00 | 0 |
| 6143 | Current Act 511 Local Services Taxes | \$0.00 | \$0.00 | 0 |
| 6144 | Current Act 511 Trailer Taxes | \$0.00 | \$0.00 | 0 |
| 6145 | Current Act 511 Business Privilege Taxes – Flat Rate | \$0.00 | \$0.00 | 0 |
| 6146 | Current Act 511 Mechanical Device Taxes – Flat Rate | \$0.00 | \$0.00 | 0 |
| 6149 | Current Act 511 Taxes, Other Flat Rate Assessments | \$0.00 | \$0.00 | 0 |
| | Total Current Act 511 Taxes – Flat Rate Assessments | | | 42,650 |
| 6150 | <u>Current Act 511 Taxes – Proportional Assessments</u> | <u>Rate</u> | <u>Add'l Rate (if appl.)</u> | <u>Tax Levy</u> |
| 6151 | Current Act 511 Earned Income Taxes | 1.050% | 0.000% | 3,797,306 |
| 6152 | Current Act 511 Occupation Taxes | 0.000 | 0.000 | 0 |
| 6153 | Current Act 511 Real Estate Transfer Taxes | 0.500% | 0.000% | 185,000 |
| 6154 | Current Act 511 Amusement Taxes | 0.000% | 0.000% | 0 |
| 6155 | Current Act 511 Business Privilege Taxes | 0.000 | 0.000 | 0 |
| 6156 | Current Act 511 Mechanical Device Taxes – Percentage | 0.000% | 0.000% | 0 |
| 6157 | Current Act 511 Mercantile Taxes | 0.000 | 0.000 | 0 |
| 6159 | Current Act 511 Taxes, Other Proportional Assessments | 0 | 0 | 0 |
| | Total Current Act 511 Taxes – Proportional Assessments | | | 3,982,306 |
| | Total Act 511, Current Taxes | | | 4,024,956 |
| | Act 511 Tax Limit --> | | 983,871,136 X | 12 |
| | | | Market Value | Mills |
| | | | | 11,806,454 |
| | | | | (511 Limit) |

| Tax Function | Description | Tax Rate Charged in: | | Percent Change in Rate | Less than or equal to Index | Index | Additional Tax Rate Charged in: | | Percent Change in Rate | Less than or equal to Index |
|--------------|---|----------------------|---------|------------------------|-----------------------------|-------|---------------------------------|---------|------------------------|-----------------------------|
| | | 2016-17 (Rebalanced) | 2017-18 | | | | 2016-17 (Rebalanced) | 2017-18 | | |
| 6111 | <u>Current Real Estate Taxes</u> Columbia | 43.1040 | 43.1040 | 0.00% | Yes | 3.1% | | | | |
| 6120 | Current Per Capita Taxes, Section 679 <u>Current Act 511 Taxes – Flat Rate Assessments</u> | \$5.00 | \$5.00 | 0.00% | Yes | 3.1% | | | | |
| 6141 | Current Act 511 Per Capita Taxes | \$5.00 | \$5.00 | 0.00% | Yes | 3.1% | | | | |
| 6142 | Current Act 511 Occupation Taxes - Flat Rate | | | | | 3.1% | | | | |
| 6143 | Current Act 511 Local Services Taxes | | | | | 3.1% | | | | |
| 6144 | Current Act 511 Trailer Taxes | | | | | 3.1% | | | | |
| 6145 | Current Act 511 Business Privilege Taxes - Flat Rate <u>Current Act 511 Taxes – Proportional Assessments</u> | | | | | 3.1% | | | | |
| 6151 | Current Act 511 Earned Income Taxes | 1.050% | 1.050% | 0.00% | Yes | 3.1% | | | | |
| 6152 | Current Act 511 Occupation Taxes | | | | | 3.1% | | | | |
| 6153 | Current Act 511 Real Estate Transfer Taxes | 0.500% | 0.500% | 0.00% | Yes | 3.1% | | | | |

| <u>Description</u> | <u>Amount</u> |
|--|---------------------|
| 1000 Instruction | |
| 1100 Regular Programs - Elementary / Secondary | 11,685,631 |
| 1200 Special Programs - Elementary / Secondary | 3,054,267 |
| 1300 Vocational Education | 2,243,194 |
| 1400 Other Instructional Programs - Elementary / Secondary | 92,469 |
| 1500 Nonpublic School Programs | 10,130 |
| Total Instruction | \$17,085,691 |
| 2000 Support Services | |
| 2100 Support Services - Students | 1,210,173 |
| 2200 Support Services - Instructional Staff | 1,769,949 |
| 2300 Support Services - Administration | 2,563,016 |
| 2400 Support Services - Pupil Health | 297,621 |
| 2500 Support Services - Business | 467,697 |
| 2600 Operation and Maintenance of Plant Services | 2,226,505 |
| 2700 Student Transportation Services | 1,452,200 |
| 2800 Support Services - Central | 45,561 |
| Total Support Services | \$10,032,722 |
| 3000 Operation of Non-Instructional Services | |
| 3200 Student Activities | 696,509 |
| 3300 Community Services | 3,797 |
| Total Operation of Non-Instructional Services | \$700,306 |
| 5000 Other Expenditures and Financing Uses | |
| 5100 Debt Service / Other Expenditures and Financing Uses | 2,676,464 |
| 5200 Interfund Transfers - Out | 300,000 |
| Total Other Expenditures and Financing Uses | \$2,976,464 |
| Total Estimated Expenditures and Other Financing Uses | \$30,795,183 |

| <u>Description</u> | <u>Amount</u> |
|--|---------------------|
| 1000 Instruction | |
| 1100 Regular Programs - Elementary / Secondary | |
| 100 Personnel Services - Salaries | 6,788,920 |
| 200 Personnel Services - Employee Benefits | 3,984,219 |
| 300 Purchased Professional and Technical Services | 13,800 |
| 400 Purchased Property Services | 64,000 |
| 500 Other Purchased Services | 359,125 |
| 600 Supplies | 199,852 |
| 700 Property | 219,230 |
| 800 Other Objects | 56,485 |
| Total Regular Programs - Elementary / Secondary | \$11,685,631 |
| 1200 Special Programs - Elementary / Secondary | |
| 100 Personnel Services - Salaries | 1,466,430 |
| 200 Personnel Services - Employee Benefits | 887,087 |
| 300 Purchased Professional and Technical Services | 680,150 |
| 500 Other Purchased Services | 7,550 |
| 600 Supplies | 12,050 |
| 800 Other Objects | 1,000 |
| Total Special Programs - Elementary / Secondary | \$3,054,267 |
| 1300 Vocational Education | |
| 100 Personnel Services - Salaries | 682,014 |
| 200 Personnel Services - Employee Benefits | 432,930 |
| 400 Purchased Property Services | 1,264 |
| 500 Other Purchased Services | 1,065,986 |
| 600 Supplies | 54,746 |
| 700 Property | 1,454 |
| 800 Other Objects | 4,800 |
| Total Vocational Education | \$2,243,194 |
| 1400 Other Instructional Programs - Elementary / Secondary | |
| 100 Personnel Services - Salaries | 49,339 |
| 200 Personnel Services - Employee Benefits | 36,030 |
| 500 Other Purchased Services | 7,100 |
| Total Other Instructional Programs - Elementary / Secondary | \$92,469 |
| 1500 Nonpublic School Programs | |
| 300 Purchased Professional and Technical Services | 10,130 |
| Total Nonpublic School Programs | \$10,130 |
| Total Instruction | \$17,085,691 |
| 2000 Support Services | |
| 2100 Support Services - Students | |
| 100 Personnel Services - Salaries | 532,949 |
| 200 Personnel Services - Employee Benefits | 334,599 |
| 300 Purchased Professional and Technical Services | 329,500 |
| 500 Other Purchased Services | 5,850 |
| 600 Supplies | 6,867 |

| <u>Description</u> | <u>Amount</u> |
|---|--------------------|
| 800 Other Objects | 408 |
| Total Support Services - Students | \$1,210,173 |
| 2200 Support Services - Instructional Staff | |
| 100 Personnel Services - Salaries | 728,624 |
| 200 Personnel Services - Employee Benefits | 547,350 |
| 300 Purchased Professional and Technical Services | 60,300 |
| 400 Purchased Property Services | 30,000 |
| 500 Other Purchased Services | 133,800 |
| 600 Supplies | 266,675 |
| 800 Other Objects | 3,200 |
| Total Support Services - Instructional Staff | \$1,769,949 |
| 2300 Support Services - Administration | |
| 100 Personnel Services - Salaries | 874,195 |
| 200 Personnel Services - Employee Benefits | 1,483,071 |
| 300 Purchased Professional and Technical Services | 105,500 |
| 400 Purchased Property Services | 27,000 |
| 500 Other Purchased Services | 30,500 |
| 600 Supplies | 16,050 |
| 800 Other Objects | 26,700 |
| Total Support Services - Administration | \$2,563,016 |
| 2400 Support Services - Pupil Health | |
| 100 Personnel Services - Salaries | 173,775 |
| 200 Personnel Services - Employee Benefits | 111,635 |
| 300 Purchased Professional and Technical Services | 6,550 |
| 500 Other Purchased Services | 200 |
| 600 Supplies | 5,211 |
| 800 Other Objects | 250 |
| Total Support Services - Pupil Health | \$297,621 |
| 2500 Support Services - Business | |
| 100 Personnel Services - Salaries | 200,443 |
| 200 Personnel Services - Employee Benefits | 132,100 |
| 300 Purchased Professional and Technical Services | 9,050 |
| 400 Purchased Property Services | 500 |
| 500 Other Purchased Services | 27,175 |
| 600 Supplies | 89,149 |
| 800 Other Objects | 9,280 |
| Total Support Services - Business | \$467,697 |
| 2600 Operation and Maintenance of Plant Services | |
| 100 Personnel Services - Salaries | 609,923 |
| 200 Personnel Services - Employee Benefits | 447,112 |
| 300 Purchased Professional and Technical Services | 1,500 |
| 400 Purchased Property Services | 574,970 |
| 500 Other Purchased Services | 115,500 |
| 600 Supplies | 476,300 |
| 800 Other Objects | 1,200 |

| <u>Description</u> | <u>Amount</u> |
|---|---------------------|
| Total Operation and Maintenance of Plant Services | \$2,226,505 |
| 2700 Student Transportation Services | |
| 100 Personnel Services - Salaries | 36,026 |
| 200 Personnel Services - Employee Benefits | 29,724 |
| 300 Purchased Professional and Technical Services | 700 |
| 400 Purchased Property Services | 500 |
| 500 Other Purchased Services | 1,366,450 |
| 600 Supplies | 18,800 |
| Total Student Transportation Services | \$1,452,200 |
| 2800 Support Services - Central | |
| 100 Personnel Services - Salaries | 36,500 |
| 200 Personnel Services - Employee Benefits | 9,061 |
| Total Support Services - Central | \$45,561 |
| Total Support Services | \$10,032,722 |
| 3000 Operation of Non-Instructional Services | |
| 3200 Student Activities | |
| 100 Personnel Services - Salaries | 302,264 |
| 200 Personnel Services - Employee Benefits | 122,800 |
| 300 Purchased Professional and Technical Services | 44,000 |
| 400 Purchased Property Services | 8,200 |
| 500 Other Purchased Services | 136,125 |
| 600 Supplies | 64,440 |
| 700 Property | 8,000 |
| 800 Other Objects | 10,680 |
| Total Student Activities | \$696,509 |
| 3300 Community Services | |
| 100 Personnel Services - Salaries | 2,700 |
| 200 Personnel Services - Employee Benefits | 1,097 |
| Total Community Services | \$3,797 |
| Total Operation of Non-Instructional Services | \$700,306 |
| 5000 Other Expenditures and Financing Uses | |
| 5100 Debt Service / Other Expenditures and Financing Uses | |
| 800 Other Objects | 1,275,429 |
| 900 Other Uses of Funds | 1,401,035 |
| Total Debt Service / Other Expenditures and Financing Uses | \$2,676,464 |
| 5200 Interfund Transfers - Out | |
| 900 Other Uses of Funds | 300,000 |
| Total Interfund Transfers - Out | \$300,000 |
| Total Other Expenditures and Financing Uses | \$2,976,464 |
| TOTAL EXPENDITURES | \$30,795,183 |

Cash and Short-Term Investments

| | <u>06/30/2017 Estimate</u> | <u>06/30/2018 Projection</u> |
|--|----------------------------|------------------------------|
| General Fund | 9,807,737 | 8,638,737 |
| Public Purpose (Expendable) Trust Fund | | |
| Other Comptroller-Approved Special Revenue Funds | | |
| Athletic / School-Sponsored Extra Curricular Activities Fund | | |
| Capital Reserve Fund - § 690, §1850 | | |
| Capital Reserve Fund - § 1431 | 300,000 | 300,000 |
| Other Capital Projects Fund | | |
| Debt Service Fund | 2,551,156 | 2,676,464 |
| Food Service / Cafeteria Operations Fund | | |
| Child Care Operations Fund | | |
| Other Enterprise Funds | | |
| Internal Service Fund | | |
| Private Purpose Trust Fund | | |
| Investment Trust Fund | | |
| Pension Trust Fund | | |
| Activity Fund | | |
| Other Agency Fund | | |
| Permanent Fund | | |
| Total Cash and Short-Term Investments | \$12,658,893 | \$11,615,201 |

Long-Term Investments

| | <u>06/30/2017 Estimate</u> | <u>06/30/2018 Projection</u> |
|--|----------------------------|------------------------------|
| General Fund | | |
| Public Purpose (Expendable) Trust Fund | | |
| Other Comptroller-Approved Special Revenue Funds | | |
| Athletic / School-Sponsored Extra Curricular Activities Fund | | |
| Capital Reserve Fund - § 690, §1850 | | |
| Capital Reserve Fund - § 1431 | | |
| Other Capital Projects Fund | | |
| Debt Service Fund | | |
| Food Service / Cafeteria Operations Fund | | |
| Child Care Operations Fund | | |
| Other Enterprise Funds | | |
| Internal Service Fund | | |
| Private Purpose Trust Fund | | |
| Investment Trust Fund | | |
| Pension Trust Fund | | |
| Activity Fund | | |
| Other Agency Fund | | |

| <u>Long-Term Investments</u> | <u>06/30/2017 Estimate</u> | <u>06/30/2018 Projection</u> |
|------------------------------------|----------------------------|------------------------------|
| Permanent Fund | | |
| Total Long-Term Investments | | |
| TOTAL CASH AND INVESTMENTS | \$12,658,893 | \$11,615,201 |

| <u>Long-Term Indebtedness</u> | <u>06/30/2017 Estimate</u> | <u>06/30/2018 Projection</u> |
|---|----------------------------|------------------------------|
| General Fund | | |
| 0510 Bonds Payable | 41,835,000 | 39,596,000 |
| 0520 Extended-Term Financing Agreements Payable | | |
| 0530 Lease-Purchase Obligations | | |
| 0540 Accumulated Compensated Absences | 2,007,074 | 1,982,074 |
| 0550 Authority Lease Obligations | | |
| 0560 Other Post-Employment Benefits (OPEB) | 444,184 | 450,000 |
| 0599 Other Long-Term Liabilities | | |
| Total General Fund | \$44,286,258 | \$42,028,074 |
| Public Purpose (Expendable) Trust Fund | | |
| 0510 Bonds Payable | | |
| 0520 Extended-Term Financing Agreements Payable | | |
| 0530 Lease-Purchase Obligations | | |
| 0540 Accumulated Compensated Absences | | |
| 0550 Authority Lease Obligations | | |
| 0560 Other Post-Employment Benefits (OPEB) | | |
| 0599 Other Long-Term Liabilities | | |
| Total Public Purpose (Expendable) Trust Fund | | |
| Other Comptroller-Approved Special Revenue Funds | | |
| 0510 Bonds Payable | | |
| 0520 Extended-Term Financing Agreements Payable | | |
| 0530 Lease-Purchase Obligations | | |
| 0540 Accumulated Compensated Absences | | |
| 0550 Authority Lease Obligations | | |
| 0560 Other Post-Employment Benefits (OPEB) | | |
| 0599 Other Long-Term Liabilities | | |
| Total Other Comptroller-Approved Special Revenue Funds | | |
| Athletic / School-Sponsored Extra Curricular Activities Fund | | |
| 0510 Bonds Payable | | |
| 0520 Extended-Term Financing Agreements Payable | | |
| 0530 Lease-Purchase Obligations | | |
| 0540 Accumulated Compensated Absences | | |
| 0550 Authority Lease Obligations | | |
| 0560 Other Post-Employment Benefits (OPEB) | | |
| 0599 Other Long-Term Liabilities | | |
| Total Athletic / School-Sponsored Extra Curricular Activities Fund | | |
| Capital Reserve Fund - § 690, §1850 | | |
| 0510 Bonds Payable | | |
| 0520 Extended-Term Financing Agreements Payable | | |

Long-Term Indebtedness

06/30/2017 Estimate

06/30/2018 Projection

- 0530 Lease-Purchase Obligations
- 0540 Accumulated Compensated Absences
- 0550 Authority Lease Obligations
- 0560 Other Post-Employment Benefits (OPEB)
- 0599 Other Long-Term Liabilities

Total Capital Reserve Fund - \$ 690, \$1850

Capital Reserve Fund - \$ 1431

- 0510 Bonds Payable
- 0520 Extended-Term Financing Agreements Payable
- 0530 Lease-Purchase Obligations
- 0540 Accumulated Compensated Absences
- 0550 Authority Lease Obligations
- 0560 Other Post-Employment Benefits (OPEB)
- 0599 Other Long-Term Liabilities

Total Capital Reserve Fund - \$ 1431

Other Capital Projects Fund

- 0510 Bonds Payable
- 0520 Extended-Term Financing Agreements Payable
- 0530 Lease-Purchase Obligations
- 0540 Accumulated Compensated Absences
- 0550 Authority Lease Obligations
- 0560 Other Post-Employment Benefits (OPEB)
- 0599 Other Long-Term Liabilities

Total Other Capital Projects Fund

Debt Service Fund

- 0510 Bonds Payable
- 0520 Extended-Term Financing Agreements Payable
- 0530 Lease-Purchase Obligations
- 0540 Accumulated Compensated Absences
- 0550 Authority Lease Obligations
- 0560 Other Post-Employment Benefits (OPEB)
- 0599 Other Long-Term Liabilities

Total Debt Service Fund

Food Service / Cafeteria Operations Fund

- 0510 Bonds Payable
- 0520 Extended-Term Financing Agreements Payable
- 0530 Lease-Purchase Obligations
- 0540 Accumulated Compensated Absences
- 0550 Authority Lease Obligations

Long-Term Indebtedness

06/30/2017 Estimate

06/30/2018 Projection

0560 Other Post-Employment Benefits (OPEB)

0599 Other Long-Term Liabilities

Total Food Service / Cafeteria Operations Fund

Child Care Operations Fund

0510 Bonds Payable

0520 Extended-Term Financing Agreements Payable

0530 Lease-Purchase Obligations

0540 Accumulated Compensated Absences

0550 Authority Lease Obligations

0560 Other Post-Employment Benefits (OPEB)

0599 Other Long-Term Liabilities

Total Child Care Operations Fund

Other Enterprise Funds

0510 Bonds Payable

0520 Extended-Term Financing Agreements Payable

0530 Lease-Purchase Obligations

0540 Accumulated Compensated Absences

0550 Authority Lease Obligations

0560 Other Post-Employment Benefits (OPEB)

0599 Other Long-Term Liabilities

Total Other Enterprise Funds

Internal Service Fund

0510 Bonds Payable

0520 Extended-Term Financing Agreements Payable

0530 Lease-Purchase Obligations

0540 Accumulated Compensated Absences

0550 Authority Lease Obligations

0560 Other Post-Employment Benefits (OPEB)

0599 Other Long-Term Liabilities

Total Internal Service Fund

Private Purpose Trust Fund

0510 Bonds Payable

0520 Extended-Term Financing Agreements Payable

0530 Lease-Purchase Obligations

0540 Accumulated Compensated Absences

0550 Authority Lease Obligations

0560 Other Post-Employment Benefits (OPEB)

0599 Other Long-Term Liabilities

Total Private Purpose Trust Fund

Long-Term Indebtedness

06/30/2017 Estimate

06/30/2018 Projection

Investment Trust Fund

- 0510 Bonds Payable
- 0520 Extended-Term Financing Agreements Payable
- 0530 Lease-Purchase Obligations
- 0540 Accumulated Compensated Absences
- 0550 Authority Lease Obligations
- 0560 Other Post-Employment Benefits (OPEB)
- 0599 Other Long-Term Liabilities

Total Investment Trust Fund

Pension Trust Fund

- 0510 Bonds Payable
- 0520 Extended-Term Financing Agreements Payable
- 0530 Lease-Purchase Obligations
- 0540 Accumulated Compensated Absences
- 0550 Authority Lease Obligations
- 0560 Other Post-Employment Benefits (OPEB)
- 0599 Other Long-Term Liabilities

Total Pension Trust Fund

Activity Fund

- 0510 Bonds Payable
- 0520 Extended-Term Financing Agreements Payable
- 0530 Lease-Purchase Obligations
- 0540 Accumulated Compensated Absences
- 0550 Authority Lease Obligations
- 0560 Other Post-Employment Benefits (OPEB)
- 0599 Other Long-Term Liabilities

Total Activity Fund

Other Agency Fund

- 0510 Bonds Payable
- 0520 Extended-Term Financing Agreements Payable
- 0530 Lease-Purchase Obligations
- 0540 Accumulated Compensated Absences
- 0550 Authority Lease Obligations
- 0560 Other Post-Employment Benefits (OPEB)
- 0599 Other Long-Term Liabilities

Total Other Agency Fund

Permanent Fund

- 0510 Bonds Payable
- 0520 Extended-Term Financing Agreements Payable

Long-Term Indebtedness

06/30/2017 Estimate

06/30/2018 Projection

- 0530 Lease-Purchase Obligations
- 0540 Accumulated Compensated Absences
- 0550 Authority Lease Obligations
- 0560 Other Post-Employment Benefits (OPEB)
- 0599 Other Long-Term Liabilities

| | | |
|-------------------------------------|---------------------|---------------------|
| Total Permanent Fund | | |
| Total Long-Term Indebtedness | \$44,286,258 | \$42,028,074 |

| <u>Short-Term Payables</u> | <u>06/30/2017 Estimate</u> | <u>06/30/2018 Projection</u> |
|--|----------------------------|------------------------------|
| General Fund | 67,333 | 66,035 |
| Public Purpose (Expendable) Trust Fund | | |
| Other Comptroller-Approved Special Revenue Funds | | |
| Athletic / School-Sponsored Extra Curricular Activities Fund | | |
| Capital Reserve Fund - § 690, §1850 | | |
| Capital Reserve Fund - § 1431 | 300,000 | 300,000 |
| Other Capital Projects Fund | | |
| Debt Service Fund | | 2,676,464 |
| Food Service / Cafeteria Operations Fund | | |
| Child Care Operations Fund | | |
| Other Enterprise Funds | | |
| Internal Service Fund | | |
| Private Purpose Trust Fund | | |
| Investment Trust Fund | | |
| Pension Trust Fund | | |
| Activity Fund | | |
| Other Agency Fund | | |
| Permanent Fund | | |
| Total Short-Term Payables | \$367,333 | \$3,042,499 |
| TOTAL INDEBTEDNESS | \$44,653,591 | \$45,070,573 |

| Account Description | Amounts |
|--|--------------------|
| 0810 Nonspendable Fund Balance | 25,000 |
| 0820 Restricted Fund Balance | 39,913 |
| 0830 Committed Fund Balance | 5,226,593 |
| 0840 Assigned Fund Balance | 95,000 |
| 0850 Unassigned Fund Balance | 2,153,754 |
| Total Ending Fund Balance - Committed, Assigned, and Unassigned | \$7,475,347 |

5900 Budgetary Reserve

Total Estimated Ending Committed, Assigned, and Unassigned Fund Balance and Budgetary Reserve **\$7,540,260**